






Electronic Low Voltage Dimmable Drivers & Recommended Dimmers					
Ordering Codes	<a href="#">3942</a> 24V Class 2 20W LinDrive 	<a href="#">3943</a> 24V Class 2 40W LinDrive 	<a href="#">3936</a> 24V Class 2 40W E-Series 	<a href="#">3937</a> 24V Class 2 60W E-Series 	<a href="#">3579</a> 24V Class 2 96W E-Series 
	Driver Specifications				
Max Load	20W	40W	40W	60W	96W
Input Voltage	120VAC	120VAC	120VAC	120VAC	120VAC
Output Voltage	24VDC	24VDC	24VDC	24VDC	24VDC
Dimensions	6.1"x2.12"x0.78"	7"x2.4"x0.94"	6.77"x2.67"x1.26"	6.77"x2.67"x1.26"	6.77"x2.67"x1.26"
Recommended Dimmers & Controls					
Lutron Diva DVCL-153P	●	●	●	●	●
Lutron Diva DVLV-600P	●	●	✘	✘	✘
Leviton Smart Switch DW1KD-1BZ	●	●	●	●	●
Multi-Zone Wireless Dimmer	●	●	✘	✘	✘
Smart Home Zigbee Wireless Receiver	●	●	✘	✘	✘